

Produce uniform high quality welds with the:  
**PROGRAMMABLE UNI-BUG III  
STITCH WELDER**





# THE UNI-BUG III STITCH WELDER

- Produce stitch or continuous welds
- Programmable by distance
- Runs directly on the work piece
- Carriage attachments designed to run a variety of structural steel profiles.


The UNI-BUG III will make continuous or intermittent stitch welds. The machine will mount and run directly on the work piece. The unit is available in a variety of kits. Each kit is designed to fit on a specific steel profile such as flat bar, angle, channel, I-beams and bulb flats (holland profiles).

The UNI-BUG III features stitch welding which is programmable by distance. If you require stitch welding simply set the

selector switch to the intermittent weld setting and program the length of weld required, the length of skip and also the required delay for pre-flow and burn back. Through the use of an integrated weld contactor the UNI-BUG III will activate and deactivate your wire feeder automatically.



## UNI-2500, 2502, 2504

The **UNI-2500 UNI-BUG III Single Torch Kit** is equipped for the mounting of a single torch and provides components to manually adjust the torch in the vertical and horizontal plane. The UNI-BUG III provides programmable control for stitch or continuous welding and is designed to mount and run on the top edge of a flat bar or stiffener with a minimum height of 2" (50mm) and a maximum width of 2" (50mm). The machine will turn on a radius down to 6" (160mm). The unit will travel at speeds from 4 to 75 inches per minute (102-1905mm/min).



## UNI-2600, 2602, 2604

The **UNI-2600 UNI-BUG III Dual Torch Welding Kit** is the same as the UNI-2500, but is equipped for the mounting of two welding torches and provides components to manually adjust either torch in the vertical and horizontal plane.



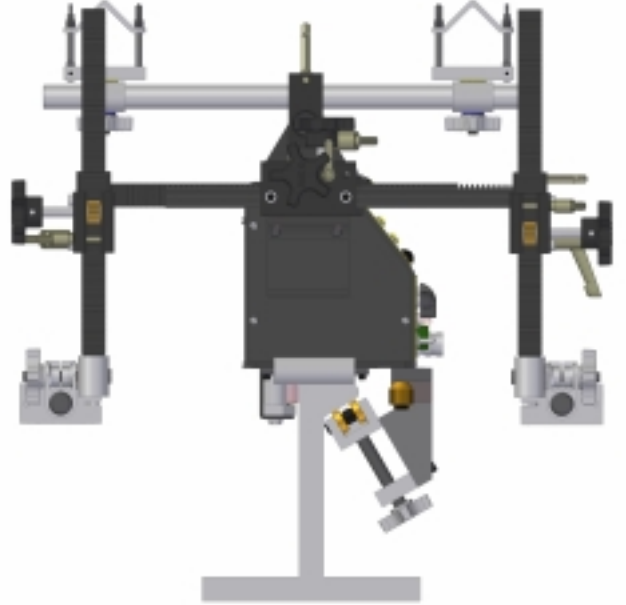



# THE UNI-BUG III STITCH WELDER

---

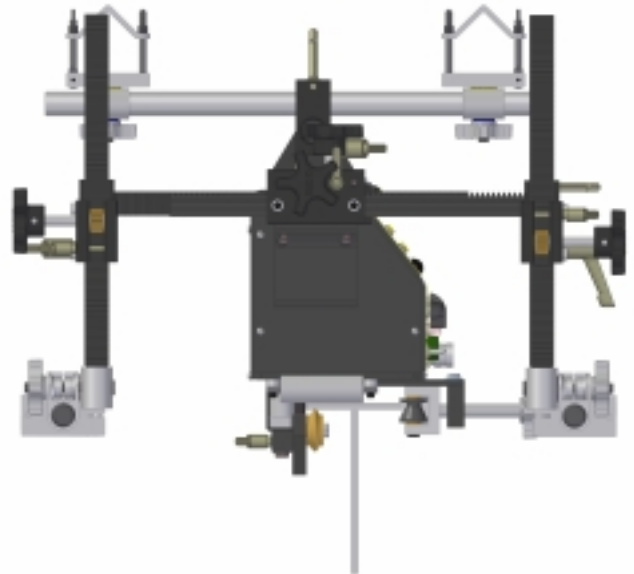
## UNI-2700, 2702, 2704

The **UNI-2700 UNI-BUG III Dual Torch Bulb Profile Welding Kit** is equipped for the mounting of two welding torches and provides components to independently adjust either torch in the vertical and horizontal plane. The unit features programmable control for stitch or continuous welding and is designed for straight line welding of bulb flats. This unit will mount and run on bulb sizes from 140mm to 430mm. The unit will travel at speeds from 4 to 75 inches per minute (102-1905mm/min).



## UNI-2800, 2802, 2804

The **UNI-2800 UNI-BUG III Dual Torch "T" Profile Welding Kit** is equipped for the mounting of two welding torches and provides components to independently adjust either torch in the vertical and horizontal plane. The unit features programmable control for stitch or continuous welding and is designed for straight line welding of "T" profiles. This unit will mount and run on top of "T" profiles with a minimum height of 2" (50mm) and widths from 4"-6" (102-160mm). The unit will travel at speeds from 4 to 75 inches per minute (102-1905mm/min).

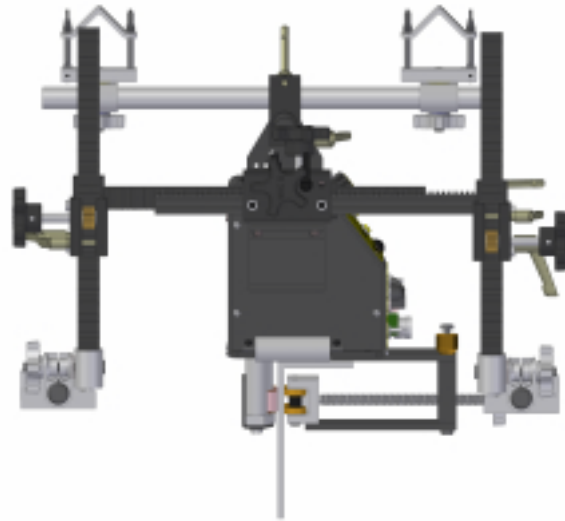





# THE UNI-BUG III STITCH WELDER

## UNI-2900, 2902, 2904

The **UNI-2900 UNI-BUG III Dual Torch Angle Welding Kit** is supplied with the mounts for two welding torches and provides components to independently adjust either torch in the vertical and horizontal plane. The unit features programmable control for stitch or continuous welding and is designed for straight line welding of angles. The unit will mount and run on top of angles with a minimum height of 4" (102mm) and widths up to 4" (102mm). The unit will travel at speeds from 4 to 75 inches per minute (102-1905mm/min).



### Technical Data:

#### Power Requirement:

UNI-2500, 2600, 2700, 2800, 2900	110 VAC/50-60/1
UNI-2502, 2602, 2702, 2802, 2902	240 VAC/50-60/1
UNI-2504, 2604, 2704, 2804, 2904	42 VAC/50-60/1

**Welding Speed Range:** 4 ipm to 75 ipm  
(102 to 1905 mm/min)

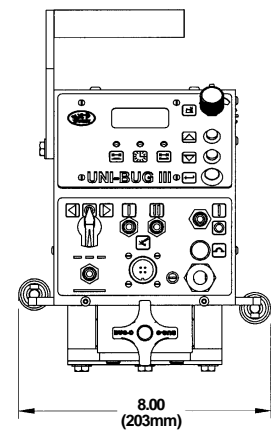
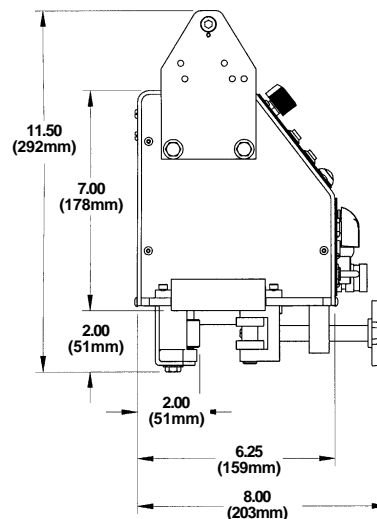
**Skip Speed:** 75 ipm (1905 mm/min)

**Maximum Stiffener Height:** 2" (50.8 mm)

**Net Weight:** 14 lb. (6.4 kg)

**Shipping Weight:** 18 lb. (8.2 kg)

### Dimensions:



## BUG-O SYSTEMS

Welding & Cutting Automation Since 1948.  
www.bugo.com